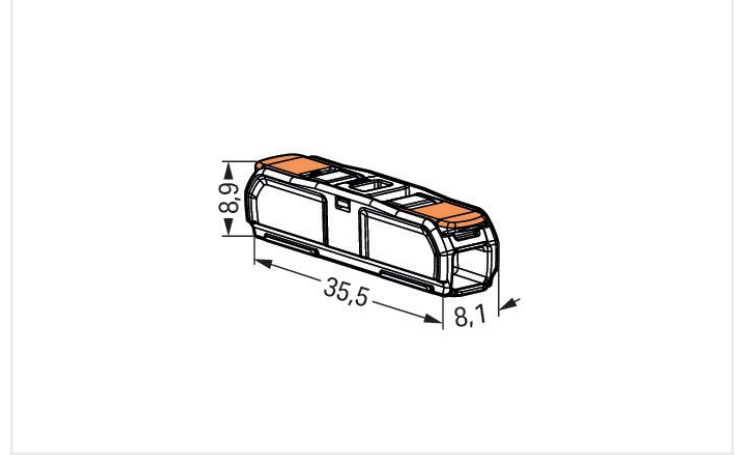


Data sheet | Item number: 221-2401

Inline splicing connector with lever; for all conductor types; 12 AWG (max.); 2-conductor; transparent housing; white cover; Surrounding air temperature: max 85°C (T85); 4.00 mm²; transparent

<https://www.wago.com/221-2401>



Color: transparent

This connector is 12 AWG capable and ideal for installations in the North American market.

Notes

Note Available January 2022

Electrical data

Ratings per IEC/EN

Ratings per	EN 60664
Nominal voltage (III/2)	450 V
Rated surge voltage (III/2)	4 kV
Rated current	32 A
Legend (ratings)	(II / 2) Δ Overvoltage category II / Pollution degree 2

Ratings per UL

Rated voltage UL (Use Group C)	600 V
Rated current UL (Use Group C)	20 A

Connection data

Total number of connection points 2

Connection 1

Connection technology	CAGE CLAMP®
Actuation type	Lever
Connectable conductor materials	Copper
Solid conductor	0.2 ... 4 mm ² / 20 ... 12 AWG
Stranded conductor	0.2 ... 2.5 mm ² / 18 ... 12 AWG
Fine-stranded conductor	0.34 ... 4 mm ² / 18 ... 12 AWG
Strip length	11 mm / 0.43 inches

Physical data

Width	8.1 mm / 0.319 inches
Height	8.9 mm / 0.35 inches
Depth	35.5 mm / 1.398 inches

Material data

Note (material data)	Information on material data can be found here
Color	transparent
Cover color	white
Flammability class per UL94	V2
Fire load	0 MJ
Actuator color	orange
Weight of insulation material	0.84 g
Weight	2.3 g

Commercial data

PU (SPU)	600 (60) Pieces
Packaging type	Box
Country of origin VKOrg Germany	DE
GTIN	4055144067040
Customs tariff number VKOrg Germany	85369010000

Approvals and certificates

Country specific Approvals



Approval	Standard	Certificate name
CCA DEKRA Certification B.V.	EN 60998	NTR NL-7827
KEMA/KEUR DEKRA Certification B.V.	EN 60998	71-113253 REV. 1

UL-Approvals



Approval	Standard	Certificate name
UL Underwriters Laboratories Inc.	UL 486C	E69654

Downloads

Environmental Product Compliance

Compliance Search

Environmental Product
Compliance 221-2401



Documentation

Additional Information		
Technical Section	pdf 2142.18 KB	

CAD/CAE-Data

CAD data	
2D/3D Models 221-2401	

CAE data	
ZUKEN Portal 221-2401	

1 Compatible products

1.1 Optional accessories


1.1.1 Installation

1.1.1.1 Mounting accessories

Item no.: 221-2501 Mounting carrier with strain relief; 1-way; for inline splicing connector with lever; for screw mounting; gray	Item no.: 221-2511 Mounting carrier with strain relief; 1-way; for inline splicing connector with lever; with snap-in mounting foot; gray	Item no.: 221-2502 Mounting carrier with strain relief; 2-way; for inline splicing connector with lever; for screw mounting; gray	Item no.: 221-2512 Mounting carrier with strain relief; 2-way; for inline splicing connector with lever; with snap-in mounting foot; gray
Item no.: 221-2503 Mounting carrier with strain relief; 3-way; for inline splicing connector with lever; for screw mounting; gray	Item no.: 221-2513 Mounting carrier with strain relief; 3-way; for inline splicing connector with lever; with snap-in mounting foot; gray	Item no.: 221-2504 Mounting carrier with strain relief; 4-way; for inline splicing connector with lever; for screw mounting; gray	Item no.: 221-2514 Mounting carrier with strain relief; 4-way; for inline splicing connector with lever; with snap-in mounting foot; gray
Item no.: 221-2505 Mounting carrier with strain relief; 5-way; for inline splicing connector with lever; for screw mounting; gray	Item no.: 221-2515 Mounting carrier with strain relief; 5-way; for inline splicing connector with lever; with snap-in mounting foot; gray	Item no.: 221-2521 Mounting carrier; 1-way; for inline splicing connector with lever; for screw mounting; gray	Item no.: 221-2531 Mounting carrier; 1-way; for inline splicing connector with lever; with snap-in mounting foot; gray
Item no.: 221-2522 Mounting carrier; 2-way; for inline splicing connector with lever; for screw mounting; gray	Item no.: 221-2532 Mounting carrier; 2-way; for inline splicing connector with lever; with snap-in mounting foot; gray	Item no.: 221-2523 Mounting carrier; 3-way; for inline splicing connector with lever; for screw mounting; gray	Item no.: 221-2533 Mounting carrier; 3-way; for inline splicing connector with lever; with snap-in mounting foot; gray
Item no.: 221-2524 Mounting carrier; 4-way; for inline splicing connector with lever; for screw mounting; gray	Item no.: 221-2534 Mounting carrier; 4-way; for inline splicing connector with lever; with snap-in mounting foot; gray	Item no.: 221-2525 Mounting carrier; 5-way; for inline splicing connector with lever; for screw mounting; gray	Item no.: 221-2535 Mounting carrier; 5-way; for inline splicing connector with lever; with snap-in mounting foot; gray

Installation notes

Conductor termination




Push up the lever to open the clamping unit and insert the conductor.




Push the lever back down.

Installation




Place the inline splicing connector on the carrier in front of the mounting position.




Push the connector to the center position until it snaps into place.


Application



Perfect for test setups



Simple extension of lines



Lighting connection in suspended ceilings



Multi-pole, fixed lighting fixture wiring