
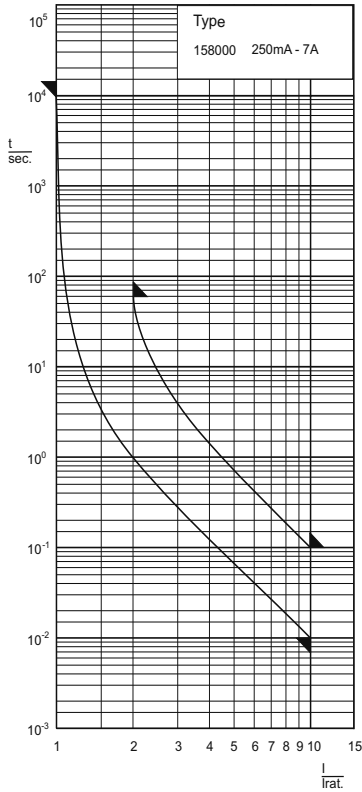


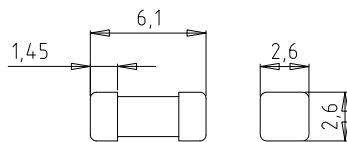
Type 158000



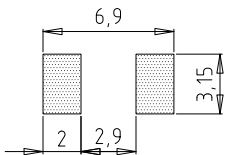
Zeit/Strom-Kennlinien
Time-Current Characteristics



Abmessungen
Dimensions



Empfohlene Anschlussflächen
Recommended pad layout



Aufbau / Construction

Isolierkörper / insulating body

Kontaktkappen / contact caps

Lötwärmebeständigkeit /
resistance to soldering heat:

Keramikrohr undurchsichtig /
ceramic tube non-transparent
Messing, versilbert / brass, silver-plated

260 °C, 10 s (nach IEC 60068 / to IEC 60068)

Schmelzeitgrenzwerte / Fusing time limits

| Bemessungsstrom Rated Current | 1 I _n | | 2,75 I _n | | 4 I _n | | 10 I _n | |
|----------------------------------|------------------|------|---------------------|------|------------------|------|-------------------|--------|
| | min. | max. | min. | max. | min. | max. | min. | max. |
| 250 mA - 7 A | 4 h | 60 s | - | - | - | - | 10 ms | 100 ms |

| | | | |
|-----------------------------------|---------------------|-------|------------------------|
| UL 248-14 CSA C22.2 No. 248.14 | 2,6 x 6,1 mm | 125 V | T träge time-lag |
|-----------------------------------|---------------------|-------|------------------------|

| Artikel-Nr. Article-no. | Bemessungs- strom Rated Current | Bemessungs- Ausschaltvermögen Rated Breaking Capacity | Spannungsfall Voltage Drop | Kaltwiderstand Cold Resistance | Schmelz- integral I ² t ₉₀ Value | Approbationen Approvals |
|----------------------------|---------------------------------------|--|-------------------------------|--------------------------------------|--|----------------------------|
| | | | mV | mΩ | A ² s | UL rec. |
| 158000.0,25 | 250 mA | 50 A @ AC/DC 125 V ¹⁾ | 280 | 900 | 0,08 | ✓ ¹⁾ |
| 158000.0,315 | 315 mA | 50 A @ AC/DC 125 V ¹⁾ | 260 | 700 | 0,16 | ✓ ¹⁾ |
| 158000.0,375 | 375 mA | 50 A @ AC/DC 125 V ¹⁾ | 230 | 500 | 0,35 | ✓ ¹⁾ |
| 158000.0,4 | 400 mA | 50 A @ AC/DC 125 V ¹⁾ | 220 | 450 | 0,35 | ✓ ¹⁾ |
| 158000.0,5 | 500 mA | 50 A @ AC/DC 125 V ¹⁾ | 200 | 300 | 1,0 | ✓ ¹⁾ |
| 158000.0,63 | 630 mA | 50 A @ AC/DC 125 V ¹⁾ | 200 | 200 | 1,4 | ✓ ¹⁾ |
| 158000.0,75 | 750 mA | 50 A @ AC/DC 125 V ¹⁾ | 190 | 170 | 1,5 | ✓ ¹⁾ |
| 158000.0,8 | 800 mA | 50 A @ AC/DC 125 V ¹⁾ | 170 | 140 | 1,5 | ✓ ¹⁾ |
| 158000.1 | 1 A | 50 A @ AC/DC 125 V ¹⁾ | 150 | 120 | 4,0 | ✓ ¹⁾ |
| 158000.1,25 | 1,25 A | 50 A @ AC/DC 125 V ¹⁾ | 150 | 90 | 4,6 | ✓ ¹⁾ |
| 158000.1,5 | 1,5 A | 50 A @ AC/DC 125 V ¹⁾ | 130 | 60 | 4,8 | ✓ ¹⁾ |
| 158000.1,6 | 1,6 A | 50 A @ AC/DC 125 V ¹⁾ | 130 | 55 | 4,8 | ✓ ¹⁾ |
| 158000.2 | 2 A | 50 A @ AC/DC 125 V ¹⁾ | 120 | 45 | 8,6 | ✓ ¹⁾ |
| 158000.2,5 | 2,5 A | 50 A @ AC/DC 125 V ¹⁾ | 120 | 30 | 16 | ✓ ¹⁾ |
| 158000.3 | 3 A | 50 A @ AC/DC 125 V ¹⁾ | 110 | 23 | 24 | ✓ ¹⁾ |
| 158000.3,15 | 3,15 A | 50 A @ AC/DC 125 V ¹⁾ | 100 | 20 | 24 | ✓ ¹⁾ |
| 158000.3,5 | 3,5 A | 50 A @ AC/DC 125 V ¹⁾ | 100 | 18 | 38 | ✓ ¹⁾ |
| 158000.4 | 4 A | 50 A @ AC/DC 125 V ¹⁾ | 100 | 15 | 44 | ✓ ¹⁾ |
| 158000.5 | 5 A | 50 A @ AC/DC 125 V ¹⁾ | 90 | 11 | 77 | ✓ ¹⁾ |
| 158000.6,3 | 6,3 A | 50 A @ AC/DC 125 V ¹⁾ | 80 | 8 | 130 | ✓ ¹⁾ |
| 158000.7 | 7 A | 50 A @ AC 125 V | 90 | 8 | 130 | ✓ ¹⁾ |

¹⁾ 50 A @ AC 125 V und/and 50 A @ DC 65 V mit/with UL rec.

| Type | Abk. Abbr. | Beschreibung Description |
|------------|---------------|---|
| 158000 | - | 100 Stück / pieces |
| | GT | 1.500 Stück gegurtet / 1.500 pieces on tape |
| z.B./ e.g. | 158000.2,5GT | |