


REED RELAY EDR SERIES



SIP (PIN OUT:1357)



DIP



SMD



SIP (PIN OUT:1267)



HIGH INSULATION (DIP)



HIGH INSULATION (SMD)

■ FEATURES

- Miniature, cost-effective switching solution
- Molded construction for compatibility with automatic board processing
- Completely washable
- Dip type construction with the same terminal pitch as ICs or TTLs
- The high sensitivity allows direct driving by TTL, etc.
- Magnetic shield cover is available

■ SPECIFICATIONS

1.COIL RATING

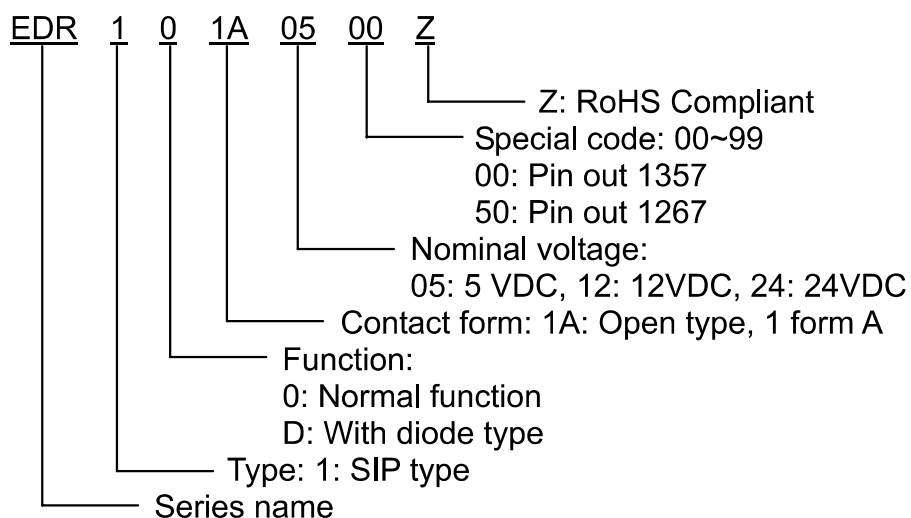
Contact form	Nominal Voltage(VDC)	Max. Operate Voltage(VDC)	Pull-in Voltage(VDC)	Dropout Voltage(VDC)	※Coil Resistance(Ω)	Nominal input power(mW)
1A	5	16	3.75	0.8	500±10%	50
	12	20	9.00	1.0	1000±10%	144
	24	32	18.00	2.0	2150±10%	268
2A	5	11	3.75	0.8	140±10%	179
	12	20	9.00	1.0	500±10%	288
	24	32	18.00	2.0	2150±10%	268
1B	5	6	3.75	0.8	500±10%	50
	12	14.5	9.00	1.0	1000±10%	144
	24	29	18.00	2.0	2150±10%	268
1C	5	11	3.75	0.8	200±10%	125
	12	20	9.00	1.0	500±10%	288
	24	32	18.00	2.0	2150±10%	268

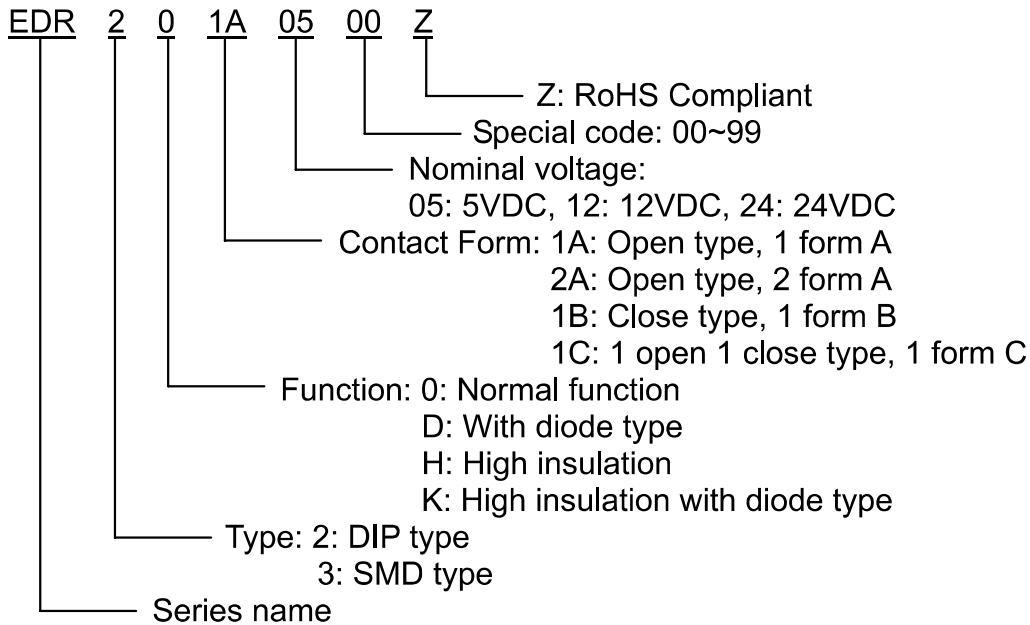
※Special design are available on request.

2.CONTACT RATING

Contact form		1A	2A	1B	1C
Switching current		0.5 ADC Max.	0.5 ADC Max.	0.5 ADC Max.	0.2 ADC Max.
Carry current		1.0 ADC Max.	1.0 ADC Max.	1.0 ADC Max.	0.5 ADC Max.
Switching power		10 VA Max.	10 VA Max.	10 VA Max.	3 VA Max.
Electrical life		1×10 ⁸ (Ref 10VDC,10mA)	1×10 ⁸ (Ref 10VDC,10mA)	1×10 ⁸ (Ref 10VDC,10mA)	5×10 ⁷ (Ref 5VDC,1mA)
Contact resistance		150 mΩ Max.	150 mΩ Max.	150 mΩ Max.	150 mΩ Max.
Operate time		1.0 ms Max. (including bounce time)	1.0 ms Max. (including bounce time)	1.0 ms Max. (including bounce time)	1.5 ms Max. (including bounce time)
Release time		0.5 ms Max.	0.5 ms Max.	0.5 ms Max.	2.0 ms Max.
Maximum voltage		100 VDC Max.	100 VDC Max.	100 VDC Max.	30 VDC Max.
Insulation resistance		10 ¹⁰ Ω Min. (at 100 VDC)	10 ¹⁰ Ω Min. (at 100 VDC)	10 ¹⁰ Ω Min. (at 100 VDC)	10 ⁹ Ω Min. (at 100 VDC)
Dielectric strength	Coil to contact	1400 VDC Min. (General) 4000 VDC Min. (high insulation)	1400 VDC Min.	1400 VDC Min.	1400 VDC Min.
	Across contacts	250 VDC Min.	250 VDC Min.	250 VDC Min.	150 VDC Min.
Temperature range	Operating temperature	-40°C ~ +85°C	-40°C ~ +85°C	-40°C ~ +85°C	-40°C ~ +85°C
	Storage temperature	-55°C ~ +125°C	-55°C ~ +125°C	-55°C ~ +125°C	-55°C ~ +125°C
Shock resistance		30G Min.	30G Min.	30G Min.	30G Min.

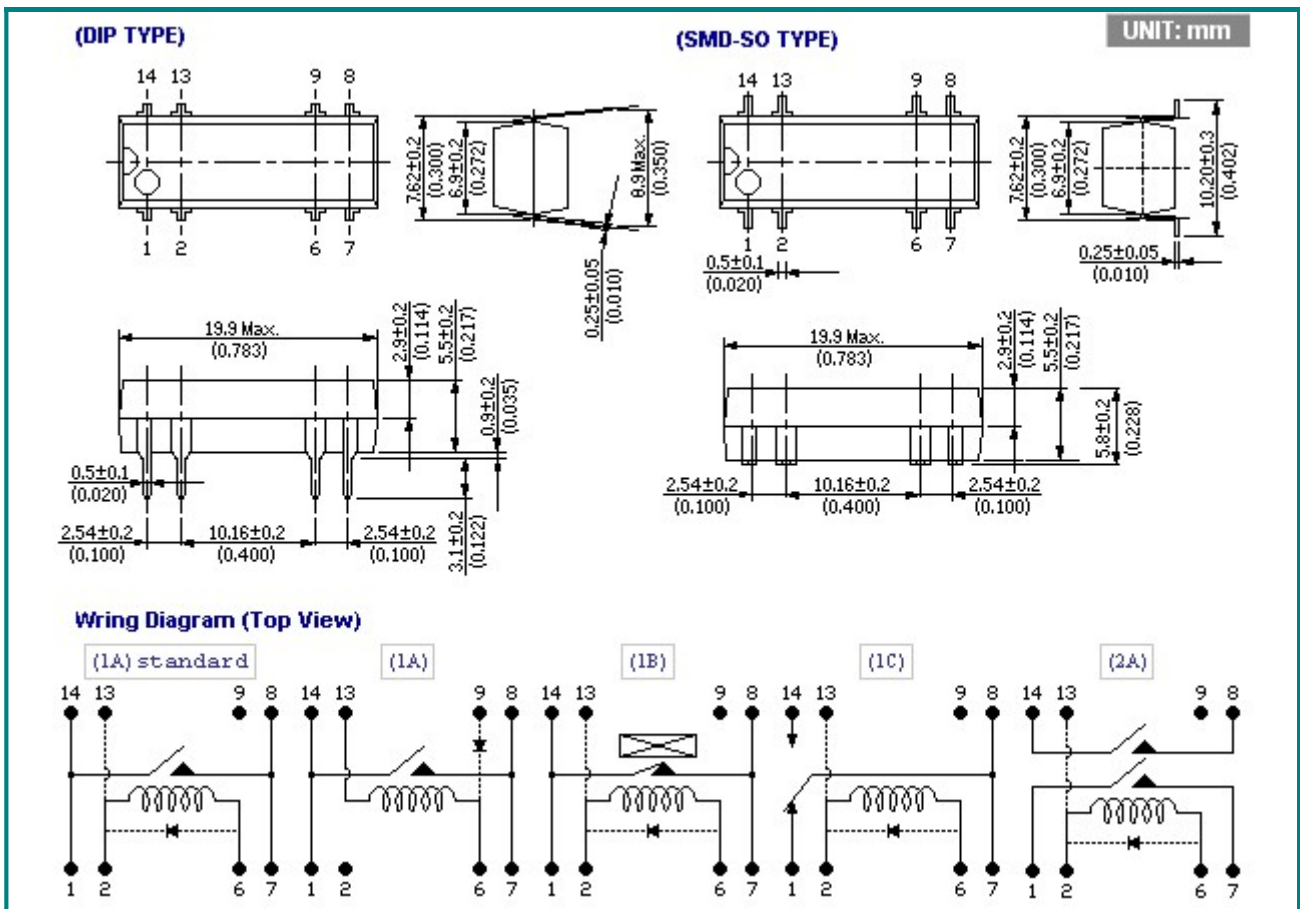
■ PART NUMBER SYSTEM





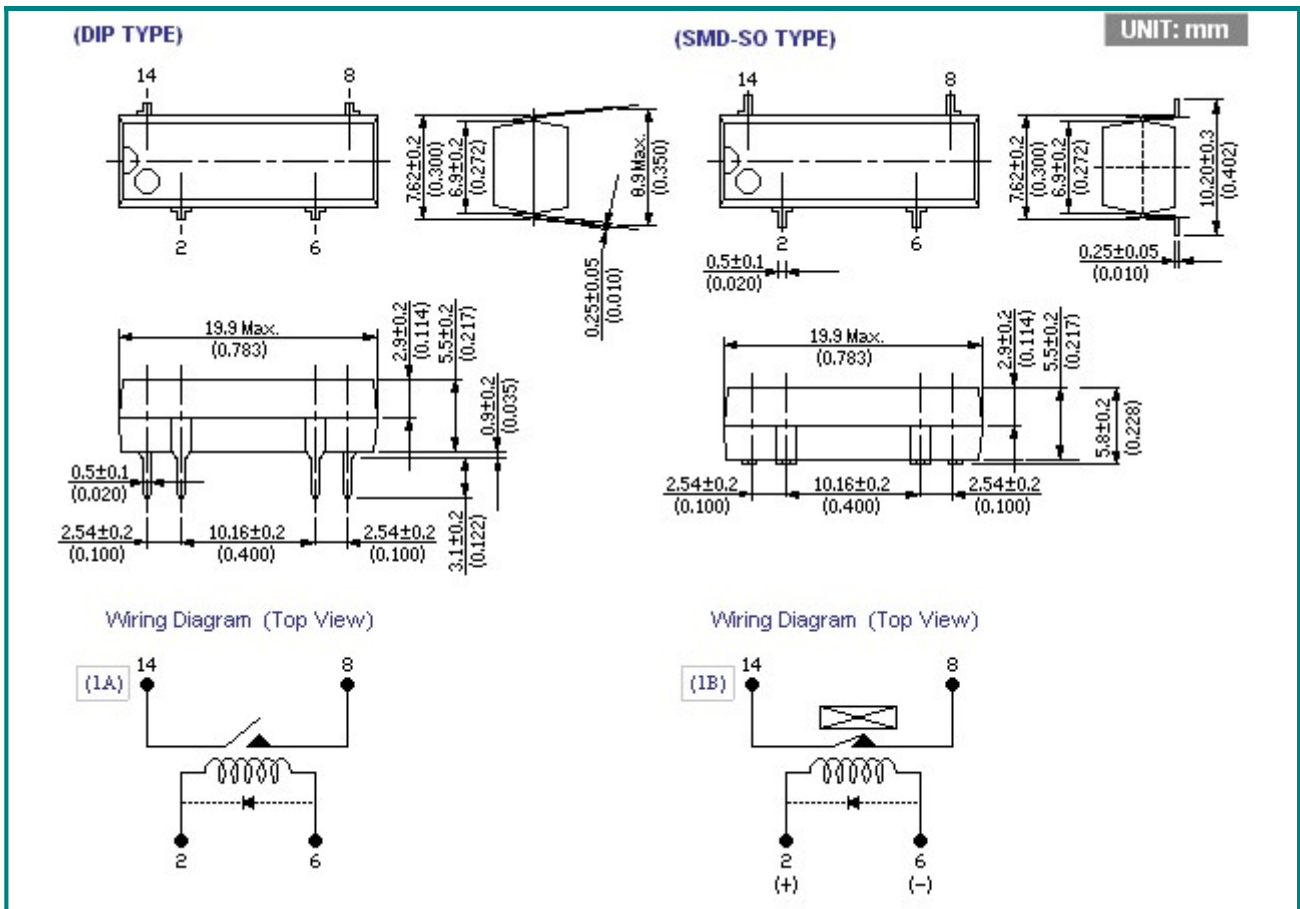
■ DIMENSIONS

DIP TYPE / SMD TYPE





HIGH INSULATION TYPE



SIP TYPE

